

YOU GOTTA HAVE HEART

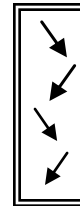
Artist: Eddie Fisher
 Choreo: Wayne Kralik, Scarborough City Dancers - Line Tap



© www.dance-n-time.com

PART A:

Right Away-We-Go: Brush back - brush forward - brush across - brush out to right
 (JackieGleason step) R R R R
 Syncopate Vine Right: Step Step (xib) Step(ots) Step(xif) Step(ots)
 R L R L R L
 Left Away-We-Go: Brush back - brush forward - brush across - brush out to left
 L L L L
 Syncopate Vine Left: Step Step (xib) Step(ots) Step(xif) Step(ots)
 L R L R L R
 Angle Right Forward: Flap Ball Flap-ball-change
 R L R L R
 Angle Left Forward: Flap Ball Flap-ball-change
 L R L R L
 4 Flap-Ball-Change Back*: Flap-Ball-Change Flap-Ball-Change Flap-Ball-Change Flap-Ball-Change
 R L R L R L R L R L R L
 (*Start with left arm forward, right arm back, and then alternate—move back in zig-zag pattern)



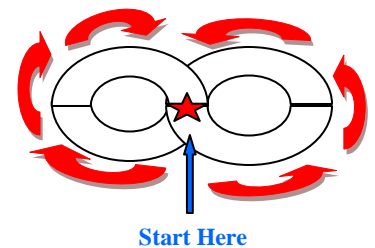
PART B:

Right Travel Vine: Flap Ball – Flap Ball – Flap Ball – Flap-Ball-Change
 R L R L R L R L R
 Left Travel Vine: Flap Ball – Flap Ball – Flap Ball – Flap-Ball-Change
 L R L R L R L R L
 Heel-Flap Right Side: Heel-Flap-Step & Flap-Ball-Change
 R R L R L R
 Heel-Flap Left Side: Heel-Flap-Step & Flap-Ball-Change
 L L R L R L
 Soft-Shoe Right and Left:
 Right: Flap Step(xif)-Step Step(ux)-Step Step(xif)-Step Left: Flap Step(xif)-Step Step(ux)-Step Step(xif)-Step
 R L R L R L R L L R L R L R L R L
 &1 & 2 & 3 & 4 &1 & 2 & 3 & 4

PART C:

Regular Vines Right & Left: Flap Step (xib) Flap-ball-change Flap Step (xib) Flap-ball-change
 R L R L R L R L
 Flap-Kicks Angle Right & Left Fwd.: Flap - Flap - Flap - Kick Flap - Flap - Flap - Kick
 R L R L L R L R
 4 Step-Touches Moving Back: Step-Touch(ots) Step-Touch(ots) Step-Touch(ots) Step-Touch(ots)
 R L L R R L L R
 Figure 8 Stroll*: Flap Flap Flap-ball-change Flap Flap Flap-ball-change
 R L R L R L R L R L

Figure 8 Diagram



BREAK:

Chain ½ Right: Flap Step-Step Step-Step Step-Step
 R L R L R L R
 2 Flap-Ball-Changes, Right & Left: Flap-ball-change Flap-ball-change
 L R L R L R

Repeat above, but chaining left and starting the flap-ball- changes with right foot.

ENDING:

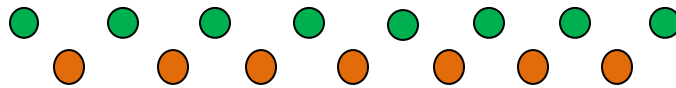
2 Sideways Flap-Ball-Changes (Lindy-style): Flap-Ball-Change Rock(ib) Step Flap-Ball-Change Rock (ib) Step
 R L R L R L R L
 Flap-Step-Step Fwd.: Flap Step Step(fwd.)
 R L R

SEQUENCE: A – A – B – A – BREAK – C – A – B – A - ENDING

DEMO CHOREOGRAPHY NEXT PAGE

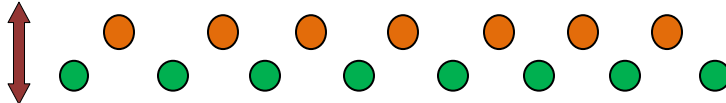
YOU GOTTA HAVE HEART SPECIAL DEMO CHOREO

PART A: FIRST TIME THROUGH, TWO LINES - WINDOWS POSITION



PART A: SECOND TIME, BOTH LINES SWITCH POSITION ON THE 4 FLAP-BALL-CHANGES

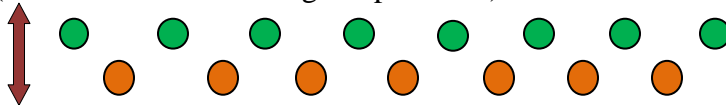
(Front Line moves back - Back Line moves forward)



PART B: LINES REMAIN THE SAME

PART A: THIRD TIME, BOTH LINES SWITCH POSITION ON THE 4 FLAP-BALL-CHANGES

(Lines return to their original positions)



BREAK: LINES REMAIN IN POSITION

PART C: BOTH LINES MOVE ON THE 4 STEP-TOUCHES TO MEET PARTNERS

(Front Line moves back - Back Line moves forward)

On the fourth step-touch, turn in to face partner;


Then, following the "figure 8 stroll" pattern, travel left shoulder to left shoulder, to face forward.

All are in ONE single line.




PART A: FOURTH TIME, EVERYONE STARTS IN ONE LINE; THEN MOVE AS FOLLOWS

(Back Line people move back on the 4 Flap-Ball-Changes; while Front Line people do RIGHT and LEFT Chain-arounds; both lines finish in original position)



PART B: BEGINS IN 2 LINES; PATTERN CHANGES AT 'HEEL-FLAP STEP' AS FOLLOWS

(While Front Line does original 'heel-flap-step', Back Line does heel-pulls on the right and left moving forward and in-between members of the Front Line, thus forming a single line with the Front Line to complete the 2 Soft-Shoe)



PART A: FIFTH TIME THROUGH, FOLLOW SAME PATTERN AS 'FOURTH TIME' ABOVE

ENDING: BOTH LINES SHOULD BE IN THEIR ORIGINAL POSITIONS TO FINISH THE DANCE